

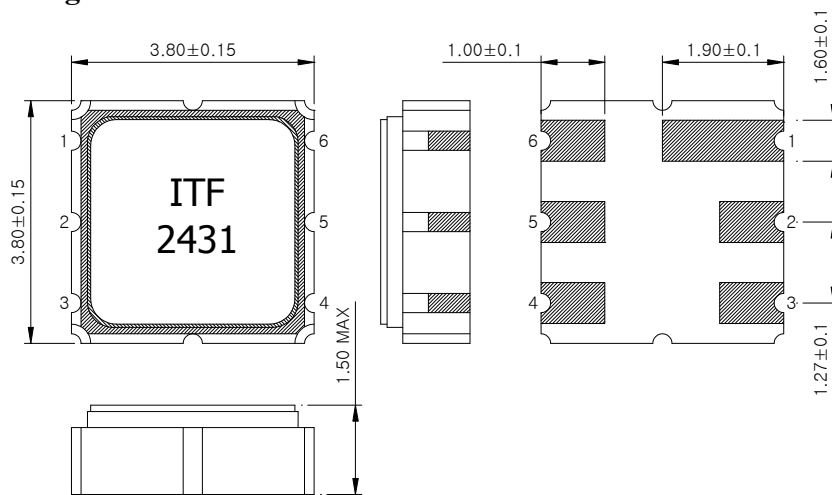
SAW Bandpass Filter 243.95MHz



Features

- Narrow bandpass filter
- High attenuation
- Usable bandwidth 220kHz
- Matched 50Ω single-ended operation
- Ceramic Surface Mounted Device (SMD) Package

Package Dimensions



Dimensions shown are nominal in millimeters

Body : Al₂O₃ Ceramic

Lid : Kovar, Ni Plated

Terminations : Au plating 0.3 ~ 1.0 um, Over a 1.27 ~ 8.89 um
Ni Plating

Pin Configuration	
2	Input
5	Output
1, 3, 4, 6	Case ground

Maximum Ratings

Parameter	Unit	Minimum	Typical	Maximum
Operating Temperature Range	°C	-10	25	60
Storage Temperature Range	°C	-40	-	85
Power Handling Capability	dBm	-	-	-

Electrostatics Sensitive Device (ESD)

	ITF Co., Ltd. 102-901, Bucheon Technopark 364, Samjeong-Dong, Ojeong-Gu, Bucheon-City, Gyeonggi-Do, Korea 421-809	Part No.	F2431	
		Rev. Date	2014-12-08	
		Rev.	NS4001-AS03	1/7

SAW Bandpass Filter 243.95MHz



Specifications

$F_c = 243.950\text{MHz}$

Terminating source impedance : 50Ω and matching network

Terminating load impedance : 50Ω and matching network

		Minimum	Typical	Maximum
Center Frequency (F_c)	MHz	-	243.950	-
Insertion Loss ($F_c \pm 110$ kHz)	dB	-	3.5	4.0
Amplitude Ripple ($F_c \pm 110$ kHz)	dB	-	0.8	1.5
Absolute Group Delay at F_c	usec	-	-	1.2
Group Delay Variation ($F_c \pm 110$ kHz)	nsec	-	20	-
VSWR ($F_c \pm 110$ kHz)		-	1.5	-
Relative Attenuation $F_c \pm 600$ kHz $F_c \pm 1.2$ MHz	dB	30 40	- -	- -
Temperature Coefficient of Frequency	ppm/ $^{\circ}\text{C}$	-	-	-

Notes :

- 1) All specifications are based on the matching schematic shown below, measured by Agilent Network analyzer and full 2 port calibration.
- 2) Electrical margin has been built into the design to account for the variations due to temperature drift and manufacturing tolerances
- 3) All attenuation measurements are measured relative to insertion loss

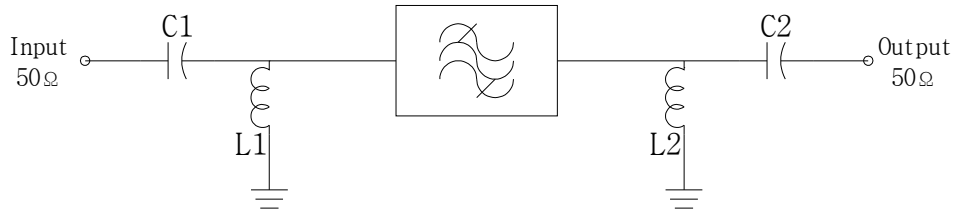
	ITF Co., Ltd. 102-901, Bucheon Technopark 364, Samjeong-Dong, Ojeong-Gu, Bucheon-City, Gyeonggi-Do, Korea 421-809	Part No.	F2431	
		Rev. Date	2014-12-08	
		Rev.	NS4001-AS03	2/7

SAW Bandpass Filter 243.95MHz



Matching Schematic

(Actual matching values may vary due to PCB layout and parasitics)



C1 = 4.3 pF, C2 = 4.7 pF, L1, L2 = 68 nH

Marking Configuration

ITF¹⁾

2431²⁾

1) Manufacturer name

2) Marking Number

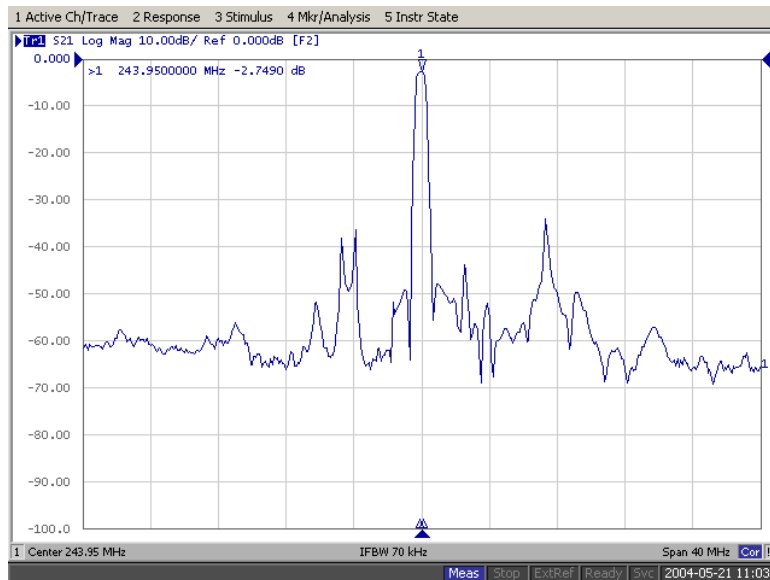
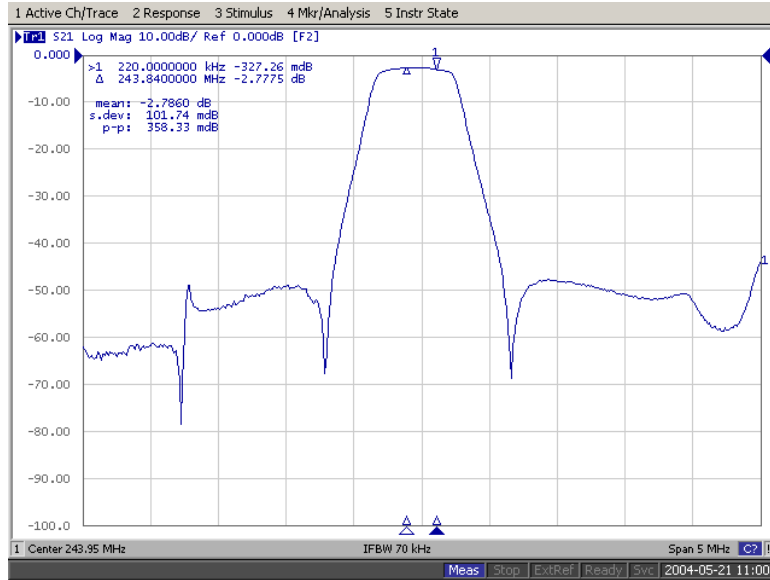
* Ink or Laser Marking available

	ITF Co., Ltd. 102-901, Bucheon Technopark 364, Samjeong-Dong, Ojeong-Gu, Bucheon-City, Gyeonggi-Do, Korea 421-809	Part No.	F2431	
		Rev. Date	2014-12-08	
		Rev.	NS4001-AS03	3/7

SAW Bandpass Filter 243.95MHz



Frequency Response

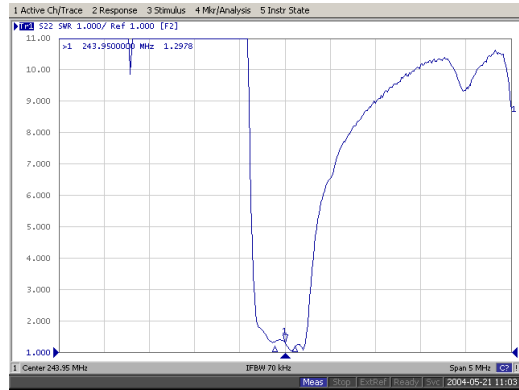
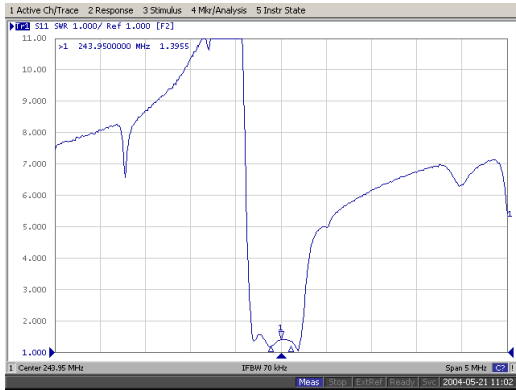


	ITF Co., Ltd. 102-901, Bucheon Technopark 364, Samjeong-Dong, Ojeong-Gu, Bucheon-City, Gyeonggi-Do, Korea 421-809	Part No.	F2431	
		Rev. Date	2014-12-08	
		Rev.	NS4001-AS03	4/7

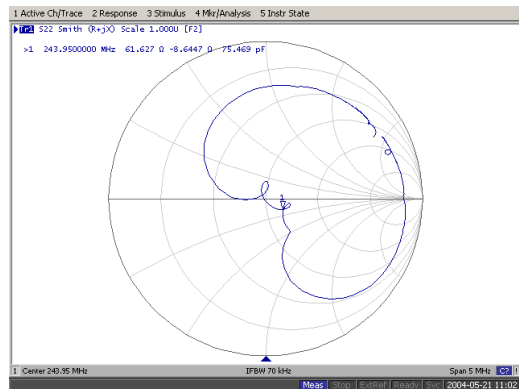
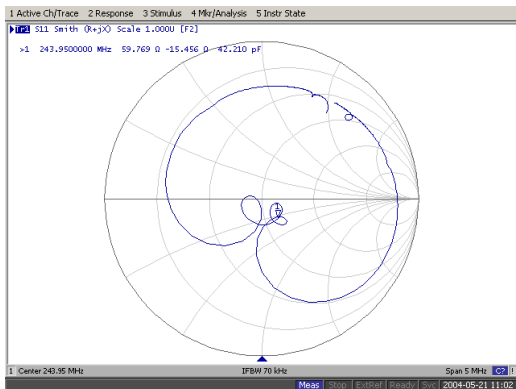
SAW Bandpass Filter 243.95MHz



Input / Output VSWR Charts



Input / Output Smith Charts



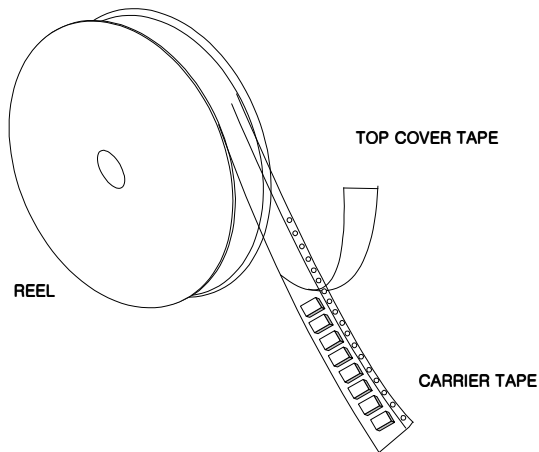
	ITF Co., Ltd. 102-901, Bucheon Technopark 364, Samjeong-Dong, Ojeong-Gu, Bucheon-City, Gyeonggi-Do, Korea 421-809	Part No.	F2431	
		Rev. Date	2014-12-08	
		Rev.	NS4001-AS03	5/7

SAW Bandpass Filter 243.95MHz



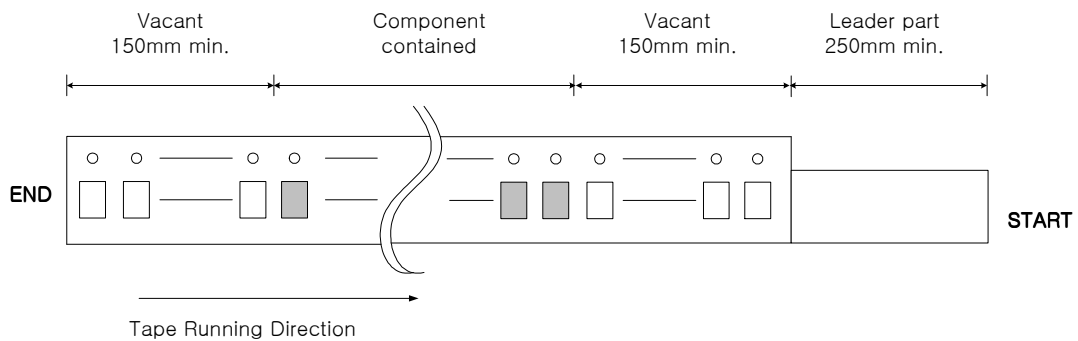
Packing Specification

1. Reeling Quantity : 1000 pcs / reel
2. Taping Structure : The tape shall be wound around the reel in the direction shown below.



Tape Specification

1. Leader part and vacant position specification

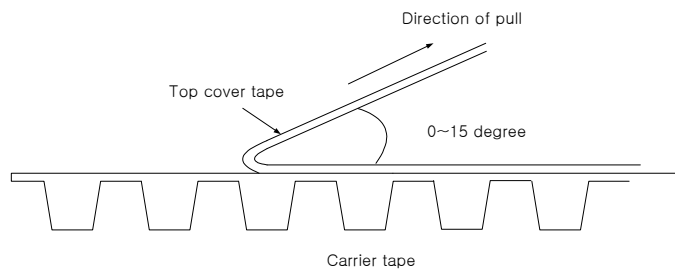


2. Tensile strength of carrier tape

4.4N/mm width

3. Top cover tape adhesion

- 1) pull off angle : 0~15°
- 2) speed : 300mm/min
- 3) force : 20~70g

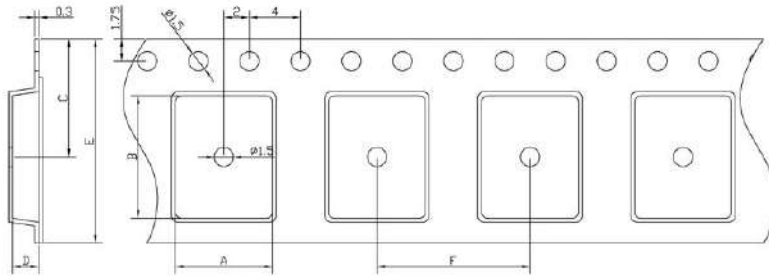


	ITF Co., Ltd. 102-901, Bucheon Technopark 364, Samjeong-Dong, Ojeong-Gu, Bucheon-City, Gyeonggi-Do, Korea 421-809	Part No.	F2431	
		Rev. Date	2014-12-08	
		Rev.	NS4001-AS03	6/7

SAW Bandpass Filter 243.95MHz

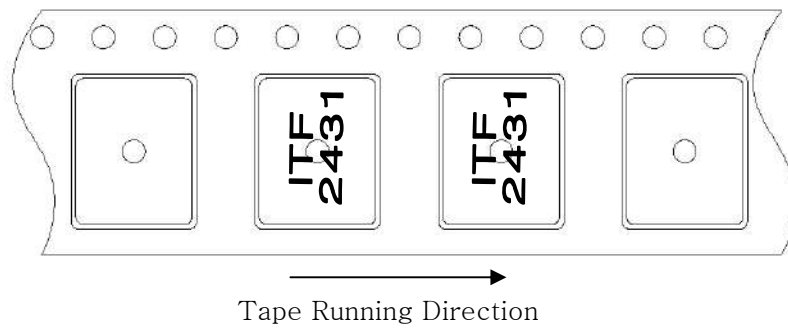


Carrier Tape Dimensions [unit : mm]

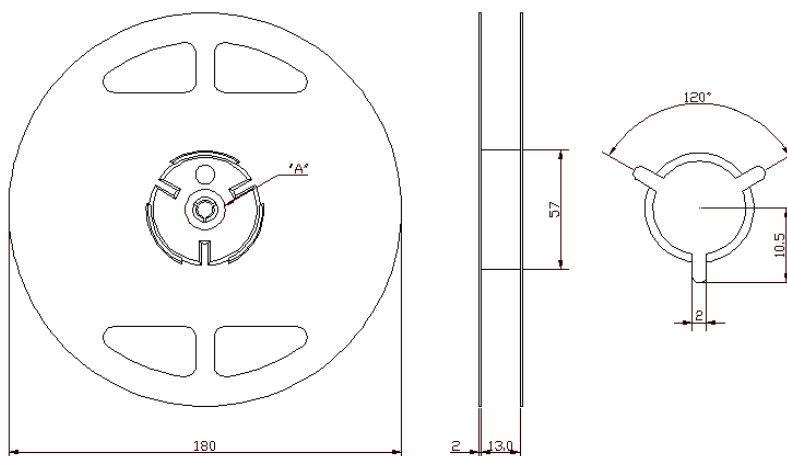



A	4.30 ± 0.1
B	4.30 ± 0.1
C	7.25 ± 0.1
D	1.70 ± 0.1
E	12.00 ± 0.1
F	8.00 ± 0.1

Part Direction



Reel Dimensions [unit : mm]



	ITF Co., Ltd. 102-901, Bucheon Technopark 364, Samjeong-Dong, Ojeong-Gu, Bucheon-City, Gyeonggi-Do, Korea 421-809	Part No.	F2431	
		Rev. Date	2014-12-08	
		Rev.	NS4001-AS03	7/7